

FLEX

Profili PVC + pannelli in PVC.
PVC profiles + PVC panels.

2023
Listino Box Doccia
Shower Enclosure price list

 **FORTE**

FORbath COLLECTION - MADE IN ITALY

AP. LATERALE
SIDE OPENING



AP. ANGOLARE LATERALE
CORNER SIDE OPENING



AP. CENTRALE
CENTRAL OPENING



AP. TRE LATI
THREE SIDES



AP. ANGOLARE CENTRALE
CORNER CENTRAL OPENING



AP. CIRCOLARE CENTRALE
CIRCULAR CENTRAL OPENING



FLEX



AP. CIRCOLARE LATERALE
CIRCULAR SIDE OPENING



SOPRAVASCA AP. ANGOLARE CENTRALE
BATH SCREEN CORNER CENTRAL OPENING



SOPRAVASCA AP. LATERALE
BATH SCREEN SIDE OPENING



SOPRAVASCA AP. ANGOLARE LATERALE
BATH SCREEN CORNER SIDE OPENING



SOPRAVASCA AP. CENTRALE
BATH SCREEN CENTRAL OPENING



SOPRAVASCA AP. TRE LATI
BATH SCREEN THREE SIDES





PANNELLO FLEX
FLEX PANEL

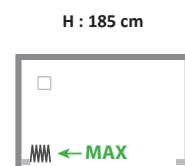


001
BIANCO PASTELLO
PASTEL WHITE

AP. LATERALE - SIDE OPENING

SCHEMA - SCHEME

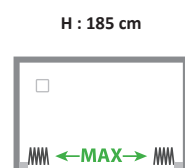
EAN	COD. ART.	DIMENS. (cm)	INGR. MAX MAX. ENTRY	PREZZO PRICE	COLLI/ART. PACK./ART.	ART./PALLET
8022317714205	BXF120001	80→60	57	102,14 €	1	
8022317714212	BXF121001	100→80	74	112,89 €	1	
8022317714229	BXF122001	120→100	91	131,71 €	1	
8022317714236	BXF123001	140→120	108	142,46 €	1	
8022317714243	BXF124001	150→130	128	153,21 €	1	
8022317714250	BXF125001	170→150	145	174,71 €	1	



AP. CENTRALE - CENTRAL OPENING

SCHEMA - SCHEME

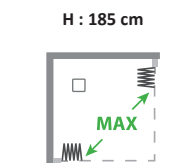
EAN	COD. ART.	DIMENS. (cm)	INGR. MAX MAX. ENTRY	PREZZO PRICE	COLLI/ART. PACK./ART.	ART./PALLET
8022317714274	BXF130001	110→90	75	155,90 €	1	
8022317714281	BXF131001	130→110	95	169,34 €	1	
8022317714298	BXF132001	150→130	112	201,59 €	1	
8022317714304	BXF133001	160→140	119	228,47 €	1	
8022317714311	BXF134001	170→150	129	241,91 €	1	
8022317714328	BXF135001	180→160	136	255,35 €	1	



AP. ANGOLARE CENTRALE - CORNER CENTRAL OPENING

SCHEMA - SCHEME

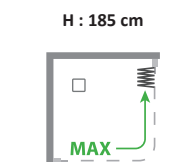
IMPORTANTE		PREZZI: PREZZI VALIDI PER INTERA CABINA DOCCIA.				
IMPORTANT		PRICE: PRICES VALID FOR ENTIRE SHOWER ENCLOSURE.				
EAN	COD. ART.	DIMENS. (cm)	INGR. MAX MAX. ENTRY	PREZZO PRICE	COLLI/ART. PACK./ART.	ART./PALLET
8022317714090	BXF101001	70→55 x 90→70	84	155,90 €	1	
8022317714083	BXF100001	80→60 x 80→60	82	145,15 €	1	
8022317714113	BXF103001	80→60 x 100→80	95	163,96 €	1	
8022317714137	BXF105001	80→60 x 120→100	108	188,15 €	1	
8022317714106	BXF102001	90→70 x 90→70	92	158,59 €	1	
8022317714120	BXF104001	100→80 x 100→80	106	174,71 €	1	



AP. ANGOLARE LATERALE - CORNER SIDE OPENING

SCHEMA - SCHEME

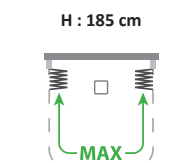
IMPORTANTE		PREZZI: PREZZI VALIDI PER INTERA CABINA DOCCIA.					
IMPORTANT		PRICE: PRICES VALID FOR ENTIRE SHOWER ENCLOSURE.					
EAN	COD. ART.	DIMENS. (cm)	INGR. MAX MAX. ENTRY	RAGGIO RADIUS	PREZZO PRICE	COLLI/ART. PACK./ART.	ART./PALLET
8022317714151	BXF110001	80→60 x 80→60	88	14	153,21 €	1	
8022317714175	BXF112001	80→60 x 120→100	121	14	201,59 €	1	
8022317714182	BXF113001	90→70 x 90→70	100	14	166,65 €	1	
8022317714168	BXF111001	100→80 x 100→80	112	14	188,15 €	1	



AP. TRE LATI - THREE SIDES

SCHEMA - SCHEME

EAN	COD. ART.	DIMENS. (cm)	RAGGIO RADIUS	PREZZO PRICE	COLLI/ART. PACK./ART.	ART./PALLET
8022317714403	BXF150001	80→60 x 80→60 x 80→60	14	263,41 €	1	
8022317714410	BXF151001	80→60 x 90→70 x 80→60	14	276,85 €	1	
8022317714434	BXF153001	80→60 x 120→100 x 80→60	14	303,73 €	1	
8022317714427	BXF152001	100→80 x 100→80 x 100→80	14	290,29 €	1	



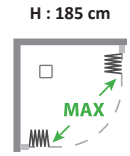
FLEX



AP. CIRCOLARE CENTRALE - CIRCULAR CENTRAL OPENING

SCHEMA - SCHEME

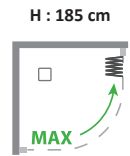
EAN	COD. ART.	DIMENS. (cm)	INGR. MAX MAX. ENTRY	RAGGIO RADIUS	PREZZO PRICE	COLLI/ART. PACK./ART.	ART./PALLET
8022317714373	BXF145001	90→70 x 90→70	96	55	206,97 €	1	
8022317714380	BXF146001	100→80 x 100→80	106	55	223,10 €	1	



AP. CIRCOLARE LATERALE - CIRCULAR SIDE OPENING

SCHEMA - SCHEME

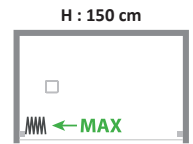
EAN	COD. ART.	DIMENS. (cm)	INGR. MAX MAX. ENTRY	RAGGIO RADIUS	PREZZO PRICE	COLLI/ART. PACK./ART.	ART./PALLET
8022317714342	BXF140001	90→70 x 90→70	101	55	193,53 €	1	
8022317714359	BXF141001	100→80 x 100→80	114	55	209,66 €	1	



SOPRAVASCA AP. LATERALE - BATH SCREEN SIDE OPENING

SCHEMA - SCHEME

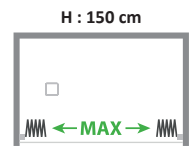
EAN	COD. ART.	DIMENS. (cm)	INGR. MAX MAX. ENTRY	PREZZO PRICE	COLLI/ART. PACK./ART.	ART./PALLET
8022317714458	BXF200001	170→140	135	147,83 €	1	



SOPRAVASCA AP. CENTRALE - BATH SCREEN CENTRAL OPENING

SCHEMA - SCHEME

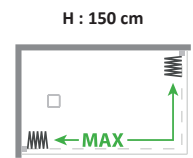
EAN	COD. ART.	DIMENS. (cm)	INGR. MAX MAX. ENTRY	PREZZO PRICE	COLLI/ART. PACK./ART.	ART./PALLET
8022317714472	BXF210001	170→140	129	155,90 €	1	



SOPRAVASCA AP. ANGOLARE CENTRALE - BATH SCREEN CORNER CENTRAL OPENING

SCHEMA - SCHEME

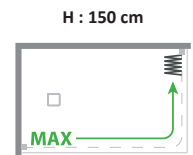
IMPORTANTE		PREZZI: PREZZI VALIDI PER INTERA CABINA DOCCIA.					
IMPORTANT		PRICE: PRICES VALID FOR ENTIRE SHOWER ENCLOSURE.					
EAN	COD. ART.	DIMENS. (cm)	INGR. MAX MAX. ENTRY	PREZZO PRICE	COLLI/ART. PACK./ART.	ART./PALLET	
8022317714496	BXF220001	170→140 x 70→50	144	209,66 €	1		



SOPRAVASCA AP. ANGOLARE LATERALE - BATH SCREEN CORNER SIDE OPENING

SCHEMA - SCHEME

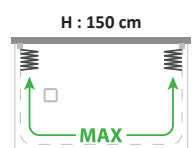
IMPORTANTE		PREZZI: PREZZI VALIDI PER INTERA CABINA DOCCIA.					
IMPORTANT		PRICE: PRICES VALID FOR ENTIRE SHOWER ENCLOSURE.					
EAN	COD. ART.	DIMENS. (cm)	INGR. MAX MAX. ENTRY	RAGGIO RADIUS	PREZZO PRICE	COLLI/ART. PACK./ART.	ART./PALLET
8022317714533	BXF240001	170→140 x 70→50	141	14	220,41 €	1	



SOPRAVASCA AP. TRE LATI - BATH SCREEN THREE SIDES

SCHEMA - SCHEME

EAN	COD. ART.	DIMENS. (cm)	RAGGIO RADIUS	PREZZO PRICE	COLLI/ART. PACK./ART.	ART./PALLET
8022317714519	BXF230001	70→50 x 170→140 x 70→50	14	255,35 €	1	







FLEX

www.fortesrl.it

CU169000/23