

ZETA

Profili PVC + CRISTALLO 5 mm.
PVC profiles + 5 mm GLASS panels.



2023
Listino Box Doccia
Shower Enclosure price list



FORbath COLLECTION - MADE IN ITALY



MADE IN ITALY

FORTE S.r.l.

© EDIZIONE 2023

C.da Parco del vecchio Bovio, CS
70022 Altamura (BA) | Italia

T. +39 080 310 12 37
F. +39 080 310 13 23

info@fortesrl.it

www.fortesrl.it

N1FS - AP. LATERALE
N1FS - SIDE OPENING



A2FS - AP. ANGOLARE
A2FS - CORNER OPENING



N1FS + F1 - AP. LATERALE + 1x ANTA FISSA
N1FS + F1 - SIDE OPENING + 1x FIXED ACRYLIC PANEL




A2FS + F1 - AP. ANGOLARE + 1x ANTA FISSA
A2FS + F1 - CORNER OPENING + 1x FIXED ACRYLIC PANEL



N1FS + 2xF1 - AP. LATERALE + 2x ANTA FISSA
N1FS + 2xF1 - SIDE OPENING + 2x FIXED ACRYLIC PANEL





TRASPARENTE
TRANSPARENT



001
BIANCO PASTELLO
PASTEL WHITE



PROF. PVC



RICICLAB.



REVERS.



RIDUC.



5 mm

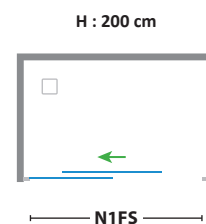


200 cm

N1FS - AP. LATERALE - SIDE OPENING

EAN	COD. ART.	DIMENS. (cm)	INGR. MAX MAX. ENTRY	PREZZO PRICE	COLLI/ART. PACK./ART.	ART./PALLET
8022317214699	BZE4100104001	100→90	42	255 €	1	
8022317214705	BZE4101104001	110→100	47	272 €	1	
8022317214712	BZE4102104001	120→110	52	303 €	1	
8022317214729	BZE4103104001	130→120	57	321 €	1	
8022317214736	BZE4104104001	140→130	61	338 €	1	
8022317214743	BZE4105104001	150→140	66	355 €	1	
8022317214751	BZE4106104001	160→150	71	372 €	1	
8022317214767	BZE4107104001	170→160	76	390 €	1	

SCHEMA - SCHEME

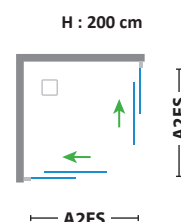


ABBINABILE AD ANTA FISSA
CAN BE COMBINED WITH FIXED
ACRYLIC PANEL

A2FS - AP. AGOLARE - CORENER OPENING

IMPORTANTE		PREZZI: PREZZI VALIDI PER INTERA CABINA DOCCIA.				
IMPORTANT		PRICE: PRICES VALID FOR ENTIRE SHOWER ENCLOSURE.				
EAN	COD. ART.	DIMENS. (cm)	INGR. MAX MAX. ENTRY	PREZZO PRICE	COLLI/ART. PACK./ART.	ART./PALLET
8022317214583	BZE4000104001	70→65 x 70→65	37	374 €	1	
8022317214591	BZE4001104001	70→65 x 90→85	45	405 €	1	
8022317214606	BZE4002104001	70→65 x 100→95	49	422 €	1	
8022317214613	BZE4003104001	70→65 x 120→115	58	455 €	1	
8022317214621	BZE4004104001	75→70 x 75→70	41	389 €	1	
8022317214637	BZE4005104001	75→70 x 90→85	47	413 €	1	
8022317214644	BZE4006104001	80→75 x 80→75	45	405 €	1	
8022317214651	BZE4007104001	80→75 x 100→95	52	437 €	1	
8022317214668	BZE4008104001	80→75 x 120→115	60	470 €	1	
8022317214675	BZE4009104001	90→85 x 90→85	52	436 €	1	
8022317214682	BZE4010104001	100→95 x 100→95	59	468 €	1	

SCHEMA - SCHEME

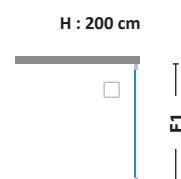


ABBINABILE AD ANTA FISSA
CAN BE COMBINED WITH FIXED
ACRYLIC PANEL

F1 - ANTA FISSA - FIXED GLASS

IMPORTANTE		ABBINAMENTI: MODELLI - N1FS - A2FS				
IMPORTANT		COMBINATIONS: N1FS - A2FS - MODELS				
EAN	COD. ART.	DIMENS. (cm)	INGR. MAX MAX. ENTRY	PREZZO PRICE	COLLI/ART. PACK./ART.	ART./PALLET
8022317214774	BZE4300104001	67→70		167 €	1	
8022317214781	BZE4301104001	72→75		175 €	1	
8022317214798	BZE4302104001	77→80		184 €	1	
8022317214804	BZE4303104001	87→90		201 €	1	

SCHEMA - SCHEME



ZETA



ZETA





ZETA

www.fortesrl.it

CU173000/23